

Putzmeister

BOOM PUMP

ADVANTAGE



8

Better Boom Design

Lighter and more resilient, Putzmeister's "smart design" boom incorporates welding seams below the edge of maximum stress. The boom is engineered to offer the flexibility to adapt to different loads and features more straight pipe for a less stressful concrete flow and longer wear on parts. The Multi-Z configuration handles space restrictive areas and can pump even if the boom is not fully extended.



9

Rack and Pinion Slewing

The 36Z-Meter boom features a simple mechanical rack and pinion design for improved weight distribution and easy serviceability. Putting the pump closer to the cab, rack and pinion slewing offers greater reach than rotation bearings on lighter weight models. Specially designed teeth in the system offer smooth rotation and prevent backlash in the swing gears.




10

Fuel Economy

Switch gears and save with Putzmeister's patented Econo-Gear.™ The exclusive design allows the Mack chassis engine to run at a lower rpm, achieving less stress on wear parts, lower noise levels and reduced fuel consumption. Even when pumping a full load, Econo-Gear makes a significant impact on job site safety and profitability with an estimated 10-15% savings.

36Z-Meter

Truck-Mounted Concrete Boom Pump



1

36Z-Meter

- 116' 9" (35.59m) vertical reach
- Up to 210 yd³/hr (160m³/hr) maximum output
- Versatile 4-section Multi-Z boom design
- 5" twin-wall delivery line
- Rack and pinion slewing system

Putzmeister BOOM PUMP ADVANTAGE



Modular Flatpack

Fully removable, Putzmeister's modular bolt-on flatpack and hydraulic system combine versatility and servicing convenience. Pump cells can be switched out as jobs require or when maintenance is necessary. This feature also provides easier access to the S-Valve and shift cylinders.



Convenience and Control

The Frequency Hopping system on the standard HBC proportional radio remote ensures minimal interference with other frequency transmitters. Radiomatic Power Boost further enhances reception quality with a 50-100% increase in signal power. A fully proportional cable remote is also standard. Unlike other remote control systems, the radio and cable remote systems are completely independent, offering redundancies to ensure complete proportional operation with either the radio or cable remote in the event of a problem.



RS 907A Hopper

Putzmeister's EZ Clean Out RS 907A hopper is engineered for performance and easy maintenance. Offering 19.4 cu. ft. (550L) capacity, the hopper features hard-faced remixer paddles and vibrator. The unique design of the splash guard protects the unit from splattering during pumping and folds down and latches to cover the hopper during transit.

36Z-Meter

Truck-Mounted Concrete Boom Pump Standard Features

Boom

- 116' 9" (35.59m) vertical reach
- Low unfolding height
- Versatile 4-section Multi-Z boom
- Manual lubrication
- Integrated work lights

Delivery Line

- Equipped with 5" (125mm) twin-wall delivery line on all boom sections providing efficient concrete delivery
- Induction-hardened deck pipe with CCI turret elbow
- Easy lift-out brackets for simple delivery line replacement
- Standardized elbows and straight pipe sections
- Common component availability and easy replacement

Clean Out

- Fast and easy clean out
- 406 psi (28 bar) hydraulically-driven water pump
- Wash out kit and hose
- Integrated 185 gallon (700L) water tank

Boom Operation and Control

- Fully proportional HBC radio remote
- Smooth and precise boom positioning at greater distances
- Fully proportional cable remote with 130' (40m) cable
- Gauge Port Central (GPC)
- Modular Boom Controls (MBC)
- 24V control box

Concrete Pump

- Choose from high pressure or high volume with the same setup
- Free flow hydraulic system for smooth, controllable pumping
- Multi-piece piston cup design
- Automatic lubrication of the concrete pistons for long service life
- Hard-chromed material cylinders
- Redundant proximity sensor system with function indicators
- Fully adjustable volume control for very slow pumping with full concrete pressure and boom speed
- Modular pump control box

EZ Clean Out RS 907A Hopper

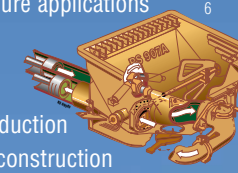
- Large 19.4 cu ft (550L) capacity
- Hard-faced remixer paddles
- Vibrator
- Hinged splash guard covers hopper during transit
- Low hopper height allows easy discharge from a mixer truck
- Automatic lubrication
- Integrated work lights

Outriggers

- Quick setup on restrictive job sites
- Fully hydraulic outriggers with integral cylinders
- Unique "X" brace outrigger system
- Front outriggers extend diagonally out and down
- Rear outriggers swing out and extend down
- Four outrigger pads in two side compartments
- Bubble level indicators

S-Valve

- Ideal for high pressure applications and harsh mixes
- Hard-faced S-Valve
- Gradual 9" to 7" (230 to 180mm) reduction
- Thick-walled valve construction
- Lasting wear over years of use



Pedestal

- Rack and pinion slewing system for better weight distribution, smoother boom rotation and the potential for greater net reach
- Fully integrated pedestal design absorbs all forces
- Access opening simplifies changing of turret pipe
- Easy access large single-suction filter with indicator gauge
- Condensation trap in the tank for water collection
- Two spacious decks for convenient pipe and hose storage
- Manual lubrication
- Side-mounted aluminum toolboxes
- Integrated work lights
- Breakaway rear steps



Putzmeister PRO-VANTAGE[®] WARRANTY PLAN

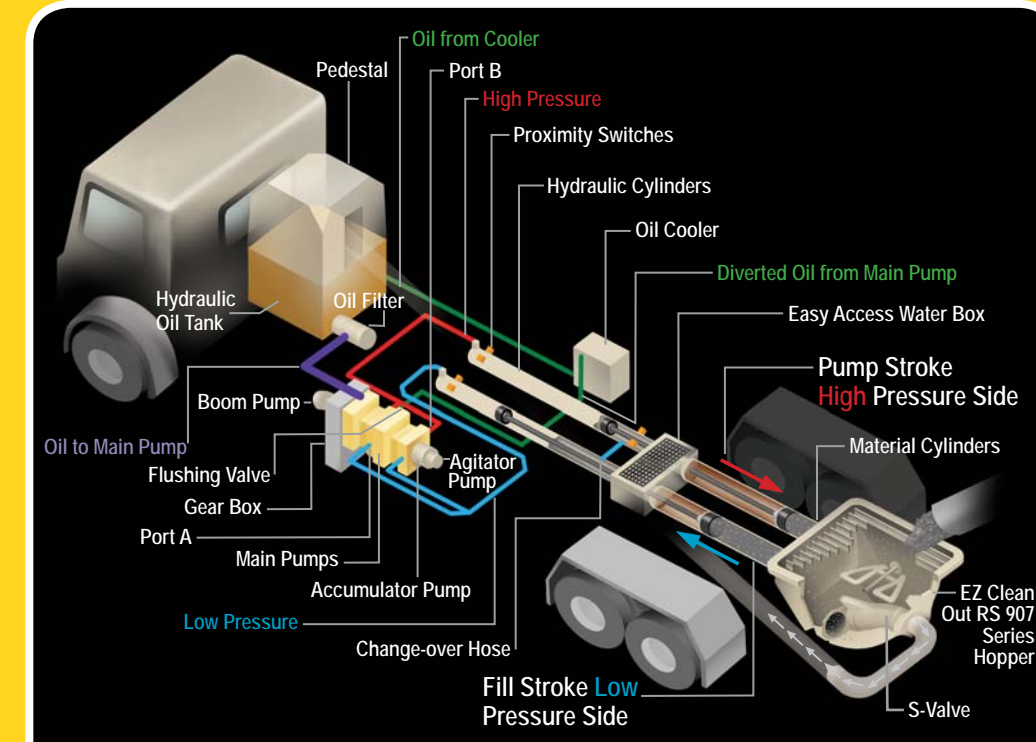
The PRO-VANTAGE[®] Warranty Plan extends the coverage on all Putzmeister BSF boom pumps for a total of 36 months or 6,600 hours at no extra charge.

One Boom, Multiple Uses

One of our most popular models, the 36Z-Meter offers the best of everything: great reach, powerful pumping performance and a convenient footprint on-site. In addition, this model is available as a detach boom to enhance your options – pump from the truck

or fly the boom to a placing tower. Putzmeister's detach units feature the quickest and easiest truck-to-tower conversion for greater efficiency. The Series II Detach Boom Kit can be installed with your initial boom pump order or added at a later date.

Putzmeister FREE FLOW HYDRAULICS



Putzmeister Free Flow Hydraulics in a Closed Loop System

The pumps at the heart of Putzmeister's free flow pumping system are bi-directional, variable displacement piston pumps. Depending on stroke, oil flows in a closed loop from either port A or port B on the pump to the hydraulic cylinders.

Depending on specific pump cell size, up to 20% of the oil leaves the simple closed loop system during each stroke through a flushing valve on the main pump and cycles to a cooler before it returns to the hydraulic oil tank. Removing and cooling only this minimal amount of oil is possible because, unlike an open loop system, the oil flows freely without passing through any unnecessary valves that can generate heat.

The closed loop also requires far less oil to run the system, as a larger reservoir is not necessary to cool all of the oil.

Speed and timing are also critical to superior performance. Quicker and more responsive than a hydraulic signal, the electrical system on a Putzmeister pump minimizes the time it takes to change direction at stroke end.

An electrical signal precisely synchronizes the drive cylinders with the accumulator system that controls the S-Valve in the hopper. Reserved energy in a nitrogen bladder sends a supercharged blast of oil at precisely the right moment to facilitate a smooth and fast shift of the S-Valve from one position to another.

Key Advantages of Putzmeister's Free Flow Hydraulics:

- Constant pressure on material in the delivery line ensures pumping is smooth and the flow of concrete is consistent.
- There is greater pump output due to the efficient use of all available energy.
- The intelligent design eliminates wear-inducing pressure peaks, increases service life and makes our pumps extremely powerful.
- Rapid changeover of the stroke means higher outputs, a smoother flow of concrete and less boom bounce.

